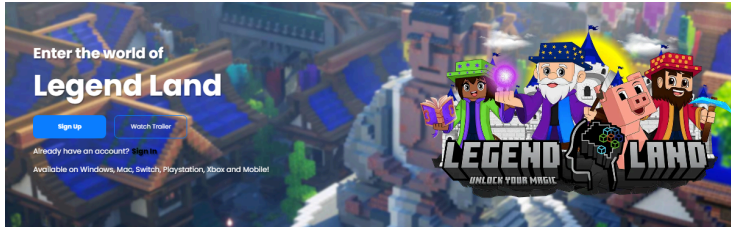

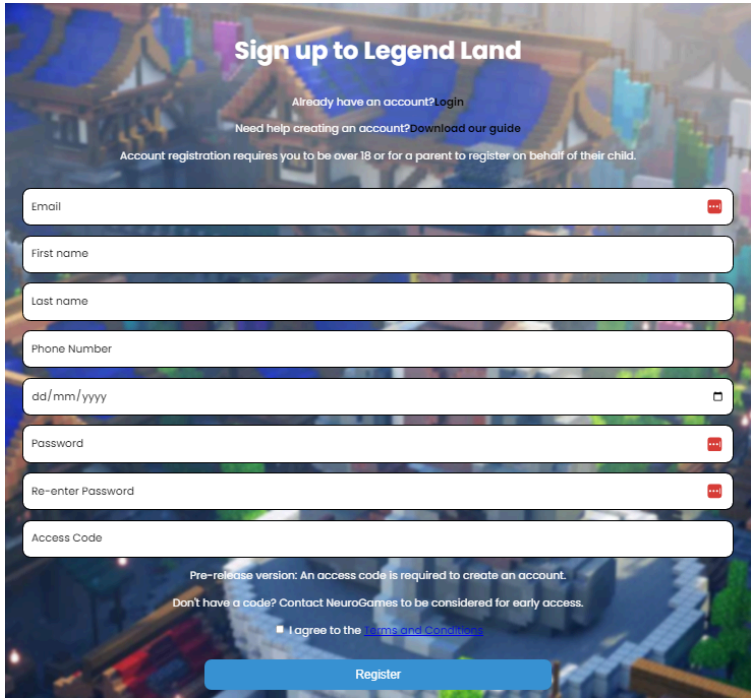
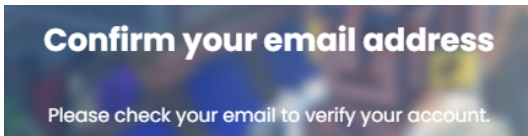
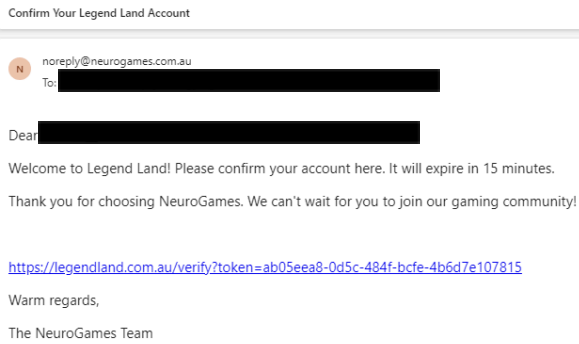
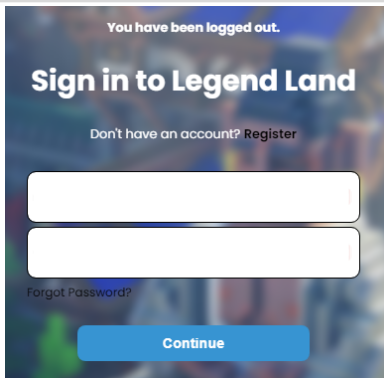

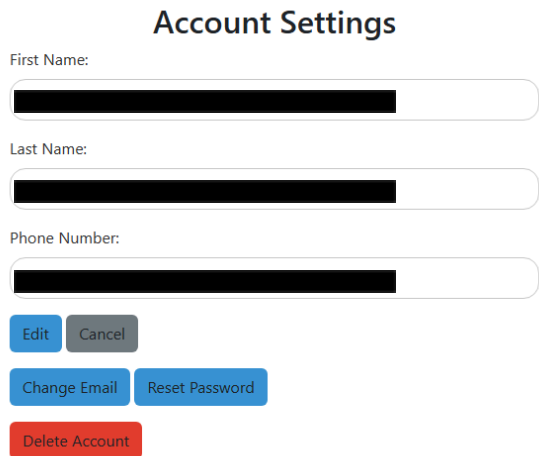


Create a Legend Land Account

With a Legend Land Account, you'll be able to access our user portal and link your Minecraft account to play on our server. Account registration requires you to be over 18 or for a parent to register on behalf of their child.

STEP	INSTRUCTION	SCREEN SHOT
1	Navigate to legendland.com.au .	
2	Click Sign Up.	
3	<p>Enter your details and a strong password. Passwords must be at least:</p> <ul style="list-style-type: none"> • 8 characters • 1 special character (i.e. !#@\$) • 1 number • 1 upper case letter • 1 lower case letter <p>Do not include personal information, like your Date of birth, Phone number or Email in the password.</p> <p>During the initial release, we will limit access to the product and an access code may be required to create an account which is provided upon request.</p> <p>Click the checkbox then Register.</p>	
4	Check your emails for an email from Legend Land confirming your account. Check the spam or junk folders in case it was sent there.	

STEP	INSTRUCTION	SCREEN SHOT
5	<p>Go to your email account and click the verification link.</p> <p>You'll be redirected to the Legend Land landing page.</p> <p>Your account has been verified and created!</p>	 <p>Confirm Your Legend Land Account</p> <p>noreply@neurogames.com.au To: [redacted]</p> <p>Dear [redacted]</p> <p>Welcome to Legend Land! Please confirm your account here. It will expire in 15 minutes.</p> <p>Thank you for choosing NeuroGames. We can't wait for you to join our gaming community!</p> <p>https://legendland.com.au/verify?token=ab05eea8-0d5c-484f-bcfe-4b6d7e107815</p> <p>Warm regards, The NeuroGames Team</p>
6	<p>Login to your account using the credentials that you signed up with.</p> <p>If you've forgotten your password, you can reset the password using 'Forgot Password'.</p>	 <p>You have been logged out.</p> <p>Sign in to Legend Land</p> <p>Don't have an account? Register</p> <p>[Email Input] [Password Input]</p> <p>Forgot Password?</p> <p>Continue</p>
7	<p>To update your account settings</p> <p>Click Settings from the menu.</p>	 <p>Settings</p>
8	<p>Click Edit your account and make any needed changes.</p> <p>Please provide truthful information so we are able to contact you appropriately.</p> <p>You can also change the email associated with the account, update your password or delete the account by selecting the options at the bottom.</p> <p>If you choose to delete your account you'll lose all data and content associated with your account.</p>	 <p>Account Settings</p> <p>First Name: [redacted]</p> <p>Last Name: [redacted]</p> <p>Phone Number: [redacted]</p> <p>Edit Cancel</p> <p>Change Email Reset Password</p> <p>Delete Account</p> <p>When you delete your account, you can no longer log in and won't be able to recover any data. It isn't possible to recover a deleted Legend Land Account.</p>



If you suspect someone of using your account without permission, update your password or follow the steps for recovering your account. If you are unable to access your account and cannot reset your password, please email info@neurogames.com.au for support.